

Please write clearly in block capitals.

Centre number

--	--	--	--	--

Candidate number

--	--	--	--

Surname

--

Forename(s)

--

Candidate signature

--

A-level PHYSICS

Paper 3

Section B Engineering physics

Thursday 29 June 2017

Morning

Time allowed: The total time for both sections of this paper is 2 hours. You are advised to spend approximately 50 minutes on this section.

Materials

For this paper you must have:

- a pencil and a ruler
- a scientific calculator
- a Data and Formulae booklet.

Instructions

- Use black ink or black ball-point pen.
- Fill in the boxes at the top of this page.
- Answer **all** questions.
- You must answer the questions in the spaces provided. Do not write outside the box around each page or on blank pages.
- Do all rough work in this book. Cross through any work you do not want to be marked.
- Show all your working.

Information

- The marks for questions are shown in brackets.
- The maximum mark for this paper is 35.
- You are expected to use a scientific calculator where appropriate.
- A Data and Formulae Booklet is provided as a loose insert.

For Examiner's Use

Question

Mark

1

2

3

4

5

TOTAL



J U N 1 7 7 4 0 8 3 B C 0 1

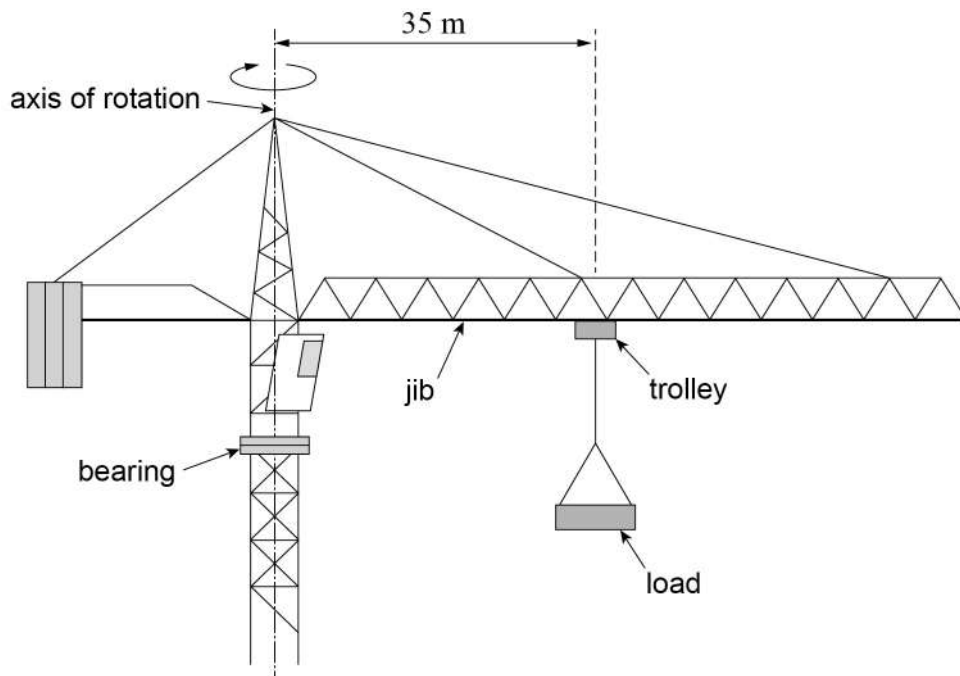
Section BAnswer **all** questions in this section.**0 1 . 1**

There is an analogy between quantities in rotational and translational dynamics.

Complete **Table 1**, stating in words the quantities in rotational dynamics that are analogous to force and mass in translational dynamics.**[2 marks]****Table 1**

Translational dynamics	Rotational dynamics
force	
mass	

Figure 1 shows a side view of the jib of a tower crane. The load is supported by a trolley which can move along the jib. The jib consists of all the parts of the crane above the bearing, but excluding the trolley and load.

Figure 1

The moment of inertia of the jib about the axis of rotation = $2.6 \times 10^7 \text{ kg m}^2$

Mass of trolley and load = $2.2 \times 10^3 \text{ kg}$



0	1	.	2
---	---	---	---

The load is at a distance of 35 m from the axis of rotation.

Show that the total moment of inertia of the jib, and the trolley and load, about the axis of rotation is about $3 \times 10^7 \text{ kg m}^2$.

[1 mark]

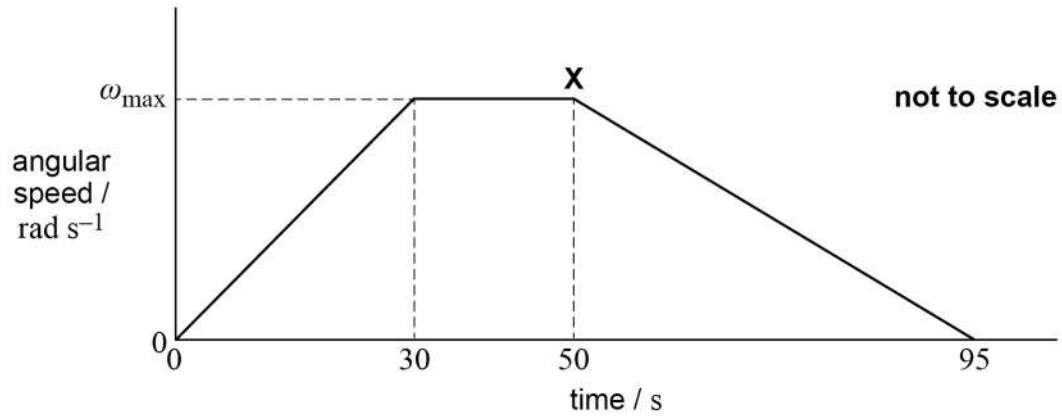
Question 1 continues on the next page

Turn over ►



0 1 . 3

Figure 2 shows the variation of angular speed of the jib as it turns through an angle of 4.7 rad (270°) in a total time of 95 s . The trolley and load remain at a distance of 35 m from the axis.

Figure 2

Calculate the maximum angular speed ω_{max} of the jib.

[2 marks]

maximum angular speed = _____ rad s^{-1}



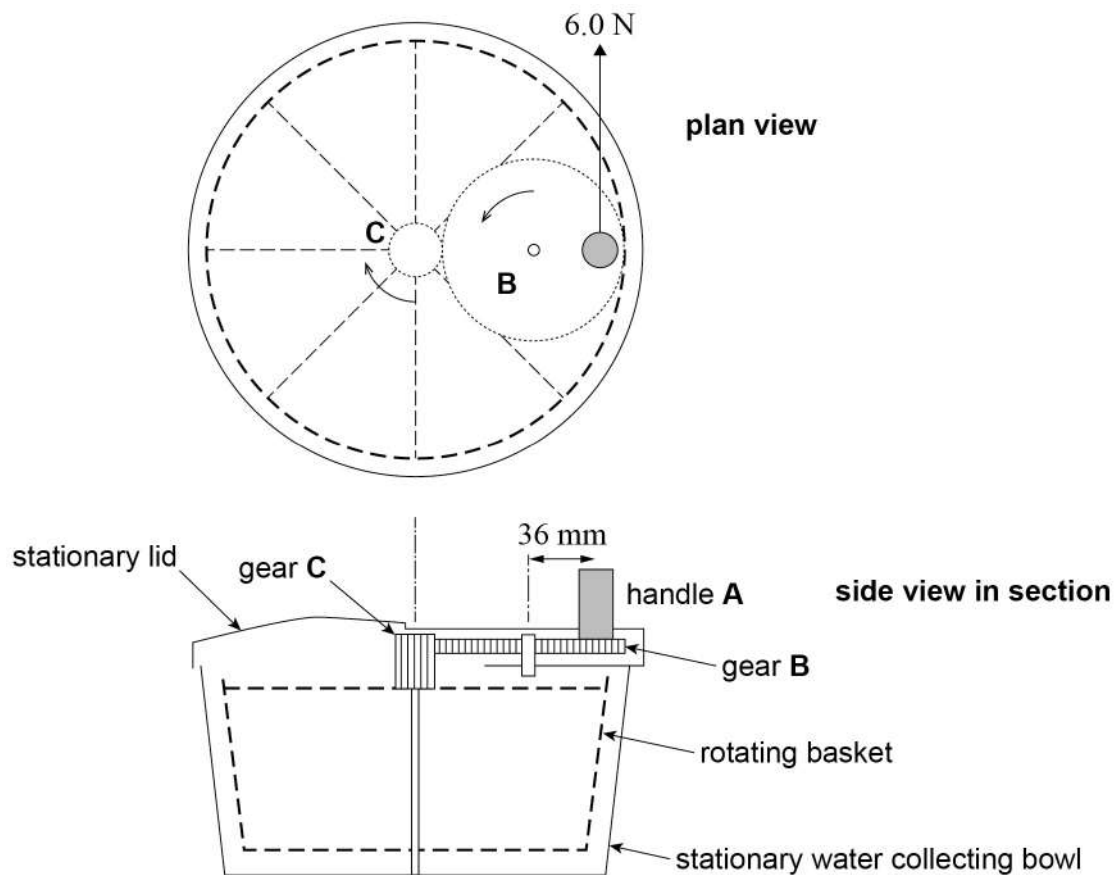
[illegible]

IB/M/Jun17/7408/3BC

0 2

Figure 3 shows the basic principle of operation of a hand-operated salad spinner used to dry washed salads.

Figure 3



The salad is placed in the basket and the lid is attached.

When handle **A** is turned the basket and its contents spin rapidly. Water on the salad is driven through holes in the basket into the stationary water collecting bowl. The pivot for gear **B** is fixed to the lid. This pivot and the lid do not move. When gear **B** rotates, gear **C** also rotates but at a greater angular speed. Gear **C** is fixed to the basket and rotates it.

A force of 6.0 N is applied to handle **A** as shown. Handle **A** is at a radius of 36 mm from its centre of rotation.



0 2 . 1

Calculate the input torque.

[1 mark]

torque = _____ N m

0 2 . 2

Gear **C** rotates four times for every one revolution of gear **B**.Deduce whether it is possible for the torque on gear **C** to be greater than one quarter of the input torque.

[2 marks]

0 2 . 3

It takes 2.1 s for the empty basket to reach an angular speed of 76 rad s^{-1} .
The torque on gear **C** is a constant 0.054 N m during this time. Frictional losses are negligible.

Calculate the moment of inertia of the basket about its axis of rotation.

[2 marks]

moment of inertia = _____ kg m^2

Question 2 continues on the next page

Turn over ►



0	2	.	4
---	---	---	---

The gears are made from polymer (plastic). An early version of this salad spinner suffered from damaged gear teeth.

Explain with reference to angular impulse why a great force is put on the gear teeth if the user tries to stop the loaded basket too quickly using the handle.

[3 marks]

8



Turn over for the next question

**DO NOT WRITE ON THIS PAGE
ANSWER IN THE SPACES PROVIDED**

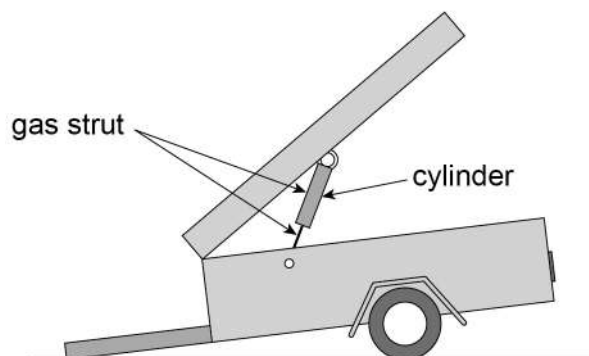
Turn over ►



0 3

Figure 4 shows a gas strut supporting the lid of a trailer.

Figure 4



A fixed mass of nitrogen gas is sealed into the cylinder of the strut.

0 3 . 1

The gas is initially at a pressure of 1.2×10^6 Pa, a volume of $9.0 \times 10^{-5} \text{ m}^3$ and a temperature of 290 K.

When the lid is closed quickly the gas is compressed rapidly to a final volume of $6.8 \times 10^{-5} \text{ m}^3$.

Calculate the pressure and temperature of the gas at the end of the compression assuming the compression to be an adiabatic process.

adiabatic index γ for nitrogen = 1.4

[4 marks]

pressure = _____ Pa

temperature = _____ K



0	3	.	2
---	---	---	---

Explain why the rapid compression of the gas can be assumed to be an adiabatic process.

[2 marks]

0	3	.	3
---	---	---	---

When the lid is closed slowly, the compression can be assumed to be isothermal.

The gas can be compressed either isothermally or adiabatically from the same initial conditions to the same final volume.

Compare without calculation the work done in each process.

[3 marks]

9

Turn over ►



[illegible]

$\frac{\quad}{6}$



0	5	.	1
---	---	---	---

An ideal heat pump and an ideal refrigerator operate between the same hot and cold spaces.

Which statement relating to the coefficient of performance (COP) is correct?
Tick (✓) the correct answer.

[1 mark]

The COP of the refrigerator must be < 1 .

☐

The COP of the heat pump must be greater than the COP of the refrigerator.

☐

The COP of the heat pump will increase if the temperature of the hot space is increased.

☐

The COP of the refrigerator will decrease if the cold space temperature increases.

☐

0	5	.	2
---	---	---	---

An ideal refrigerator operates between a cold space at a temperature of $-1\text{ }^{\circ}\text{C}$ and a hot space at a temperature of $70\text{ }^{\circ}\text{C}$.

Calculate the input power to the refrigerator if the rate of transfer of energy to the hot space is 100 W .

[3 marks]

input power = _____ W

4

END OF QUESTIONS



There are no questions printed on this page

**DO NOT WRITE ON THIS PAGE
ANSWER IN THE SPACES PROVIDED**



There are no questions printed on this page

**DO NOT WRITE ON THIS PAGE
ANSWER IN THE SPACES PROVIDED**

Copyright Information

For confidentiality purposes, from the November 2015 examination series, acknowledgements of third party copyright material will be published in a separate booklet rather than including them on the examination paper or support materials. This booklet is published after each examination series and is available for free download from www.aqa.org.uk after the live examination series.

Permission to reproduce all copyright material has been applied for. In some cases, efforts to contact copyright-holders may have been unsuccessful and AQA will be happy to rectify any omissions of acknowledgements. If you have any queries please contact the Copyright Team, AQA, Stag Hill House, Guildford, GU2 7XJ.

Copyright © 2017 AQA and its licensors. All rights reserved.

