

Centre Number						Candidate Number				
Surname										
Other Names										
Candidate Signature										

For Examiner's Use	
Examiner's Initials	
Question	Mark
1	
2	
3	
4	
5	
6	
7	
8	
9	
TOTAL	



General Certificate of Education
Advanced Subsidiary Examination
January 2011

Mathematics

MD01

Unit Decision 1

Monday 24 January 2011 9.00 am to 10.30 am

For this paper you must have:

- the blue AQA booklet of formulae and statistical tables.
- You may use a graphics calculator.

Time allowed

- 1 hour 30 minutes

Instructions

- Use black ink or black ball-point pen. Pencil or coloured pencil should only be used for drawing.
- Fill in the boxes at the top of this page.
- Answer **all** questions.
- Write the question part reference (eg (a), (b)(i) etc) in the left-hand margin.
- You must answer the questions in the spaces provided. Do not write outside the box around each page.
- Show all necessary working; otherwise marks for method may be lost.
- Do all rough work in this book. Cross through any work that you do not want to be marked.
- The **final** answer to questions requiring the use of calculators should be given to three significant figures, unless stated otherwise.

Information

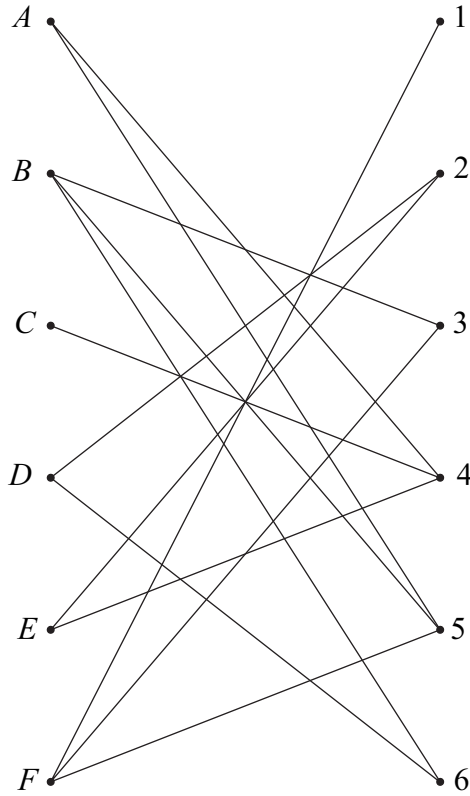
- The marks for questions are shown in brackets.
- The maximum mark for this paper is 75.



J A N 1 1 M D 0 1 0 1

Answer **all** questions in the spaces provided.

- 1** Six people, *A*, *B*, *C*, *D*, *E* and *F*, are to be allocated to six tasks, 1, 2, 3, 4, 5 and 6. The following bipartite graph shows the tasks that each of the people is able to undertake.



- (a) Represent this information in an adjacency matrix. (2 marks)
- (b) Initially, *B* is assigned to task 5, *D* to task 2, *E* to task 4 and *F* to task 3.

Demonstrate, by using an algorithm from this initial matching, how each person can be allocated to a task. (5 marks)

QUESTION
PART
REFERENCE

.....

.....

.....

.....

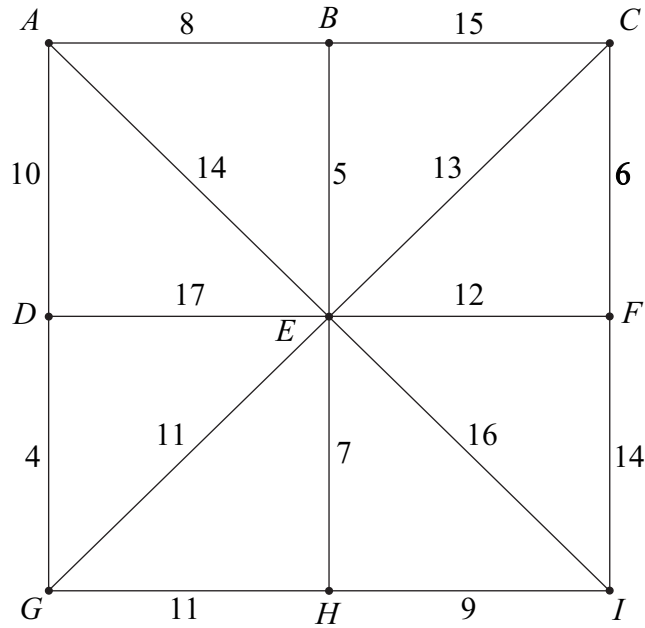
.....

.....

.....



3 The following network shows the lengths, in miles, of roads connecting nine villages, A, B, \dots, I .



- (a) (i) Use Prim's algorithm starting from E , showing the order in which you select the edges, to find a minimum spanning tree for the network. (4 marks)
- (ii) State the length of your minimum spanning tree. (1 mark)
- (iii) Draw your minimum spanning tree. (2 marks)
- (b) On a particular day, village B is cut off, so its connecting roads cannot be used.
Find the length of a minimum spanning tree for the remaining eight villages. (2 marks)

QUESTION
PART
REFERENCE

.....

.....

.....

.....

.....

.....

.....

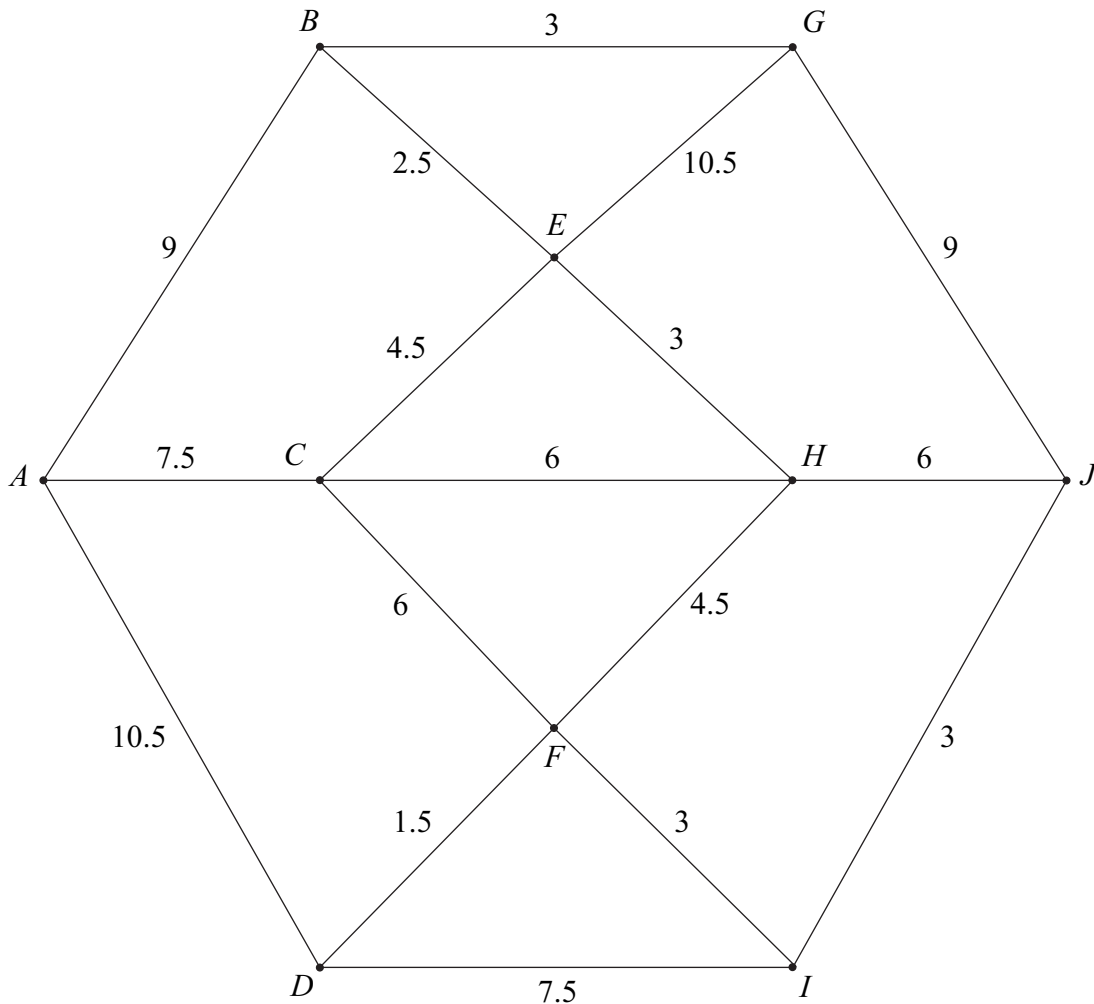
.....

.....

.....

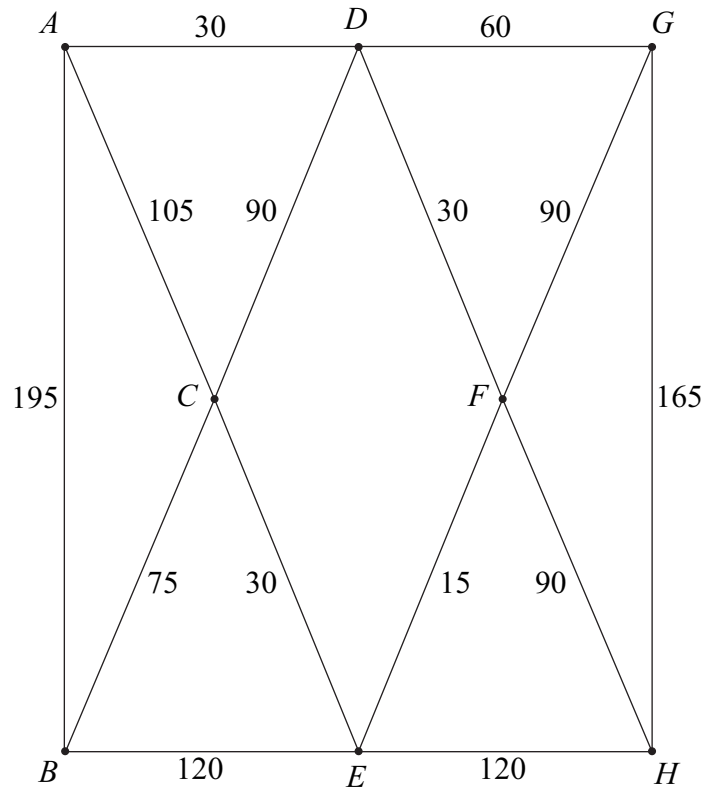


- 4** The network below shows some paths on an estate. The number on each edge represents the time taken, in minutes, to walk along a path.
- (a) (i)** Use Dijkstra's algorithm on the network to find the minimum walking time from A to J . (6 marks)
- (ii)** Write down the corresponding route. (1 mark)
- (b)** A new subway is constructed connecting C to G directly. The time taken to walk along this subway is x minutes. The minimum time taken to walk from A to G is now reduced, but the minimum time taken to walk from A to J is not reduced.
- Find the range of possible values for x . (3 marks)

QUESTION
PART
REFERENCE**(a)(i)**

- 5** Norris delivers newspapers to houses on an estate. The network shows the streets on the estate. The number on each edge shows the length of the street, in metres.

Norris starts from the newsagents located at vertex A , and he must walk along all the streets at least once before returning to the newsagents.



The total length of the streets is 1215 metres.

- (a) Give a reason why it is not possible to start at A , walk along each street once only, and return to A . (1 mark)
- (b) Find the length of an optimal Chinese postman route around the estate, starting and finishing at A . (5 marks)
- (c) For an optimal Chinese postman route, state:
- (i) the number of times that the vertex F would occur; (1 mark)
- (ii) the number of times that the vertex H would occur. (1 mark)



8 A student is tracing the following algorithm with positive integer values of A and B .

The function INT gives the integer part of a number, eg $\text{INT}(2.3) = 2$ and $\text{INT}(3.8) = 3$.

Line 10 Let $X = 0$
 Line 20 Input A, B
 Line 30 If $\text{INT}(A/2) = A/2$ then go to Line 50
 Line 40 Let $X = X + B$
 Line 50 If $A = 1$ then go to Line 90
 Line 60 Let $A = \text{INT}(A/2)$
 Line 70 Let $B = 2 \times B$
 Line 80 Go to Line 30
 Line 90 Print X
 Line 100 End

(a) Trace the algorithm in the case where the input values are $A = 20$ and $B = 8$. *(4 marks)*

(b) State the purpose of the algorithm. *(1 mark)*

(c) Another student changed Line 50 to

Line 50 If $A = 1$ then go to Line 80

Explain what would happen if this algorithm were traced. *(2 marks)*

QUESTION
PART
REFERENCE

.....

.....

.....

.....

.....

.....

.....

.....

.....

.....



QUESTION
PART
REFERENCE

Area with horizontal dotted lines for writing.

END OF QUESTIONS

Copyright © 2011 AQA and its licensors. All rights reserved.

